

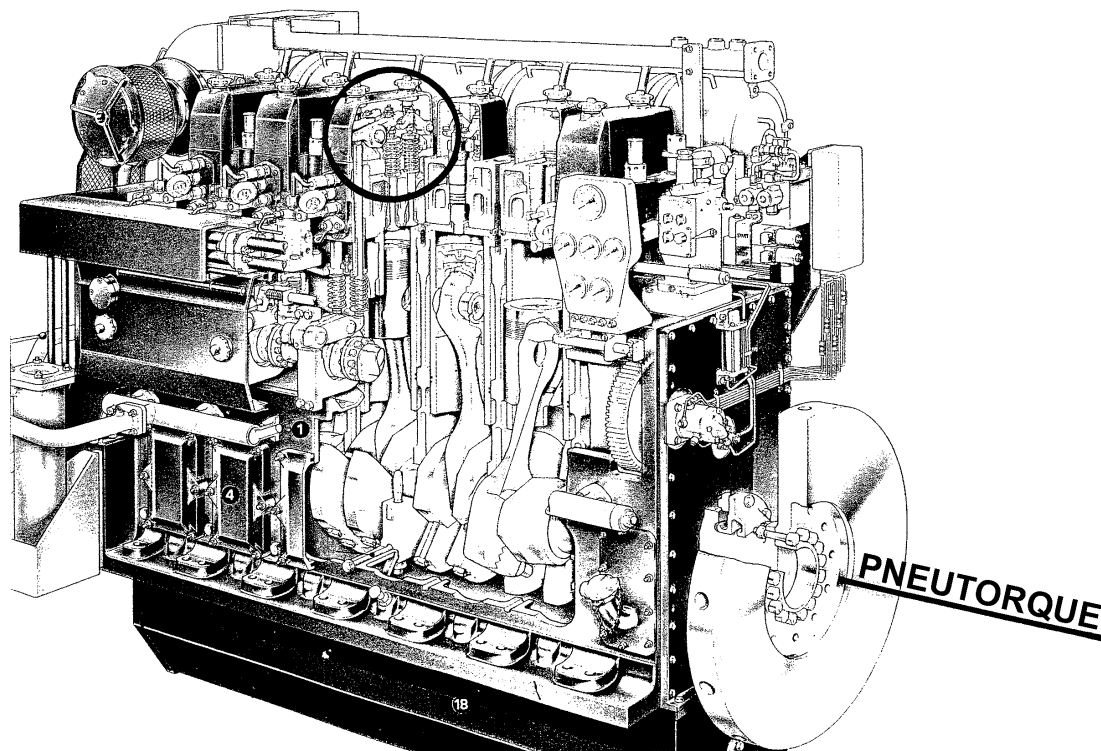


PNEUTORQUE FACILITATES TIMING ADJUSTMENT OF MEDIUM TO LARGE DIESEL ENGINES

This application can be offered to all producers and service centres of medium to large diesel engines.



PT5 is used for engine timing and it is applied, with a special reaction arm, directly on the flywheel. The flywheel is slowly rotated which, via the spur gears, rotates the camshaft. This, in turn, results in the linear vertical movement of the push rods.



The result is a controlled slow movement of the rocking lever and an easy engine timing adjustment. Recently they have bought the "Dead Man's Handle" to obtain a better stop/go action in place of the traditional control ring.